



Palm Beach Palm & Cycad Society

Affiliate of the International Palm Society

Monthly Update

October 2009

FEATURED THIS MONTH: *Licuala*



Licuala spinosa growing in the Florida Keys in 1980
Photograph by Paul Craft



Licuala cordata growing in Jeff Marcus' garden in Hawaii in 2009
Photograph by Paul Craft



Licuala orbicularis growing in Pauleen Sullivan's garden in Kopoho, Hawaii in 2004
Photograph by Paul Craft



Licuala mapu growing in Jerry Andersen's garden in Hawaii in 1980
Photograph by Paul Craft

FRONT COVER: *Licuala peltata* var. *sumawongii* at growing at Fairchild Tropical Gardens in 2004

Photograph by Paul Craft

Palm Beach Palm & Cycad Society Officers

Betty Ahlborn, President (561) 722-8106
Tom Ramiccio, First Vice President, Sales (561) 582-5915
Marshall Dewey, Second Vice President, Planting
Dale Holton, Third Vice President, Programs (561) 965-6792
Ruth Sallenbach, Secretary (561) 965-5430
Ingrid Dewey, Treasurer
Dennis McKee, Membership Chairman (561) 642-3015
Brenda Beck, Editor & Historian (561) 963-5511

Appointees

Charles Beck, Librarian
Marty Dougherty, Web Master
Ruth Lynch, Refreshment Chairman
Kitty Philips, Activities & Events Coordinator

VISIT US AT palmbeachpalmcycadsociety.com

INSIDE THIS ISSUE:

- 4 Featured this Month: A Little Something About *Licualas*
- 8 2009 Annual Picnic & Auction Memories
- 11 Upcoming Meetings and Events
- 12 Palms of Madagascar
- 12 Logo Contest Winner
- 12 August 5, 2009, Name Drawing Prize Winner
- 12 How Many People Does it Take to Repot a Cycad?
- 13 This Month's "Thank You"
- 14 Fossil of Entire Cycad from Late Triassic of China Discovered

Opinions expressed and products or recommendations published in this newsletter may not be the opinions or recommendations of the Palm Beach Palm & Cycad Society or its board of directors.

For permission to reproduce any article that appears in this publication, contact the Palm Beach Palm & Cycad Society editor at beck4212@aol.com

FEATURED THIS MONTH: A Little Something about *Licualas*

by Paul Craft

Licualas are unquestionably among my favorite palms to grow. With over 150 taxa in the genus, it is also one of the most diverse of all palm genera. Some grow 60 feet or more in habitat, such as *Licuala ramsayi*, while others are Lilliputian palms, like *Licuala triphylla*, staying less than a foot tall. Most are solitary trunked species, but there are a few clumping varieties as well. Leaves can be undivided or split into a myriad array of deeply cut segments. A few exhibit a secondary petiole bearing one additional segment or occasionally two. Leaf shape can be completely circular or wedge shaped. Leaf stems are generally armed with small teeth, and a few can be treacherous to unprotected wayward fingers. Fruit is almost always orange to deep red and can put on quite a showy display. An interesting side note is *Johannesteijsmannia* is so closely related to *Licuala*, that there has been talk of lumping the two genera together.

Because of their highly ornamental value, it is no wonder why *Licualas* are so sought after by enthusiasts. When used in groupings, many of the medium to larger species, such as *L. ramsayi* and *L.*

grandis, are stunningly dramatic. Likewise, a viewer may well be taken aback coming upon a solitary specimen of *Licuala peltata sumawongii* in a landscape with its 6 foot undivided leaves. Small species, such as *L. mattanensis* 'Mapu', and *L. orbicularis*, are gorgeous in cozy settings to be viewed close-up. One of the most gorgeous sights I have seen is the use of grouping of *Licuala grandis* used under a cluster of *Chambeyronia macrocarpa*. No matter how used, *Licualas* will always draw the viewer's eye and be strong focal points in the landscape. Many make excellent container specimens as well.

Most species come from Southeast Asia, but their range is from Vanuatu west to India and Australia north to China. They are all shade lovers, although *Licuala spinosa* can handle full sun very well. *Licuala peltata sumawongii*, *L. grandis* and *L. ramsayi* can also handle a great deal of sun, especially when older. All will tend to be a bit more yellowish green in sunshine rather than deep forest green when grown in shade. Virtually all do best in acidic soils, but a number tolerate the alkaline soils of

(Continued on page 5)

Please share stories your garden experiences. Submit your stories and photos to beck4212@aol.com

(Continued from page 4)

South Florida very well. *Licualas* like it wet and never appreciate any semblance of a drought. Some species grow naturally in areas that are swampy at least part of the year. A few have developed specialty aerating roots, called pneumatophores, that reach up through the water of swampy habitats to absorb oxygen. *Licuala ramsayi* and *L. peltata sumawongii* are examples. As well as being water lovers, *Licualas* appreciate relatively high humidity year round. Many of the most unusual species come from areas of high humidity and rainfall year round. These species find it difficult to adapt to areas like California or even South Florida with its winter dry season. None are particularly cold hardy. Several species can tolerate the occasional very short cold snap to 30 degrees or perhaps a degree or two lower, but will not tolerate prolonged cold temperatures in the mid to high 30s. In South Florida, the cold hardiest species seems to be *Licuala spinosa*.


There are a number of species grown in cultivation with more be-

ing tried all the time. Probably the most common species in cultivation is *Licuala grandis*, also called the ruffled fan palm. This native of Vanuatu and the Solomons is one of the easiest to grow and does very well as either a landscape or container plant. I think they look best when planted in odd numbered groupings of staggered heights. The collage of orbicular leaves from a grouping is simply spectacular. It has been used with good success as an interior plant tolerating relatively low humidity.

Licuala peltata var. *sumawongii* is another undivided leaf species that dwarfs *L. grandis*. Under ideal conditions, its leaves can be 6 feet across or more. It will tolerate a fair amount of sun, but will look best under a high canopy of shade that offers protection from winds that otherwise may tatter its rather thin leaves. It will stand out wherever placed in the garden and will grow reasonably fast, for a *Licuala*, given adequate water. Often referred to as *Licuala elegans*, this is actually a valid name of a small species found in Sumatra that

has yet to find its way into cultivation. For that reason, *L. elegans* should not be used when referring to *L. peltata* var. *sumawongii*. *Licuala peltata* var. *peltata*

(Continued on page 6)



Village Marina

464-4391Wes Taylor

(Continued from page 5)

is equally impressive with regularly split leaves.

Two other undivided leafed *Licualas* are well worth mentioning here. *Licuala orbicularis* is a small palm that looks to get perhaps 3 feet tall in cultivation. It holds its leaves tightly and is not an easy species to grow. Many growers have tried and had varying degrees of success. Those lucky people in Hawaii, who can mimic most closely this palm's native habitat, have had the best success. It wants constant high humidity, warm temperatures, good drainage, acid soil, and ample water. Here in Florida, the best success has been to grow it as a container plant and the further south you are, the easier it is to keep it looking good. The best ones I have seen have been grown in containers in the Florida Keys.

One *Licuala* that I am particularly enamored with is *Licuala cordata*. I first saw this palm growing in a garden in upper Queensland. It is not a large palm, but may get bigger than *L. orbicularis*. The leaves are extremely stiff with a



Phone
(561) 722-8106
(561) 798-4562
BETTY AHLBORN

Exotic Palms
&
Tropicals

13823 Paddlefoot Lane
Loxahatchee, FL 33470

texture similar to that of corrugated cardboard. It is quite rare in cultivation and most people lucky enough to have tried growing it, have not found it easy to grow. It may well need similar conditions to that of *L. orbicularis*. Only a handful of cultivated plants are producing a very limited amount of seed, so it may take awhile before many growers are able to attempt growing *L. cordata*. There is a split leaf form of this species as well.

Licuala spinosa is the most recognizable clumping species. It is a true water lover and thrives when grown on the edges of ponds or streams where it can easily get its roots into plentiful water. It is widely cultivated and often found growing in full sun, where it does very well if its water needs are met. I have seen clumps over 20 feet tall by 20 feet wide in Central America. The long fruiting bracts with clusters of bright red fruit arching down beyond the foliage adds to the palm's beauty. This is a palm that tolerates either acidic or alkaline soils and seems to care most that it can get its feet into water.

M o s t
Licualas have split leaves, but the width of the segments, how deeply divided they are, diameter of the leaf, and whether the leaf is orbicular or wedge shaped varies remarkably.

(Continued on page 7)

(Continued from page 6)

There are a number of split-leaf species in cultivation. Anyone who has been to the *Licuala ramsayi* swamps of Queensland will never forget the experience. It is cathedral-like where one finds himself speaking in hushed tones and whispers. The palms form a dazzling spectacle 60 feet overhead that can hypnotize the viewer. In cultivation, *L. ramsayi* does very well when given plentiful water and grows relatively quickly. It prefers acid soils, but will tolerate some alkalinity. I think of its growing conditions of being much like that of *L. grandis*.

Licuala lauterbachii has been around a long time and is often overlooked for newer species coming on the scene. It is a proven performer that does well in both acid and alkaline soil that has a humusy top layer. There are different forms with either wider or narrower leaflets as well as larger or smaller diameter leaves. It is another that I think looks best in a grouping of 3 or more plants of staggered heights. Its rate of growth is similar to *L. grandis* and it can be a charming container plant.

Another species that has been around a long time is *Licuala paludosa*. When young, it can look similar to some forms of *L. lauterbachii*. Its wider and stiffer leaf segments as well as overall larger size give it away when older. Occasionally, this

HOLTON NURSERY PALMS and CYCADS

5221 3rd Road
Lake Worth, FL. 33467
Phone (561) 965-6792
Email cycadnut@gate.net



species clumps. Conditions for growing are the same as *L. grandis* and *L. lauterbachii*.

A newer species that comes from Thailand is *Licuala distans*. This species has not been in cultivation very long and growers are still learning about its needs. To date, it holds a great deal of promise for South Florida and elsewhere. It definitely likes the wet areas surrounding Hilo, Hawaii. Its deeply divided orbicular leaves, with each segment having regular deep indents on the end, and generally graceful habit make this an enthralling addition to the landscape.


Licuala mattanensis 'Mapu' is a palm that most palm lovers know and will try at least once. This dwarf form, of a uniformly green species, has mottled leaves that make it an exceptionally delightful addition to an intimate spot in the garden where one can see it up close. It is not an easy species to grow though, and seems best suited for wet parts of Hawaii with growing conditions like *L. orbicularis*. In South Florida, it can be grown in containers and oc-

(Continued on page 10)

2009 Annual Picnic & Auction Memories



A special thanks to Ruth Sallenbach for sharing her beautiful garden for our picnic.





2006 APPALACHIAN PALM & ACACIA MONTH

Picnic photographs by Elise Moloney and Brenda Beck

Caribbean Palms Nursery



Mike Harris
1584 F Road
Loxahatchee, FL 33470

Phone: (561) 792-0333
E-mail: palmz@gate.net

(Continued from page 7)


asionally makes it for a couple years in the landscape, but rarely stays healthy for an extended time. Where I have seen this grown in groupings, it is a uniquely picturesque groundcover. *Licuala radula* is another mottled species that grows somewhat larger and sometimes clumps. Its leaves are generally not so strikingly mottled, with fewer, larger segments.

The diminutive, *Licuala triphylla*, has only 3, to sometimes 5, small wedge shaped leaflets with the overall plant maturing at 8 or so inches tall. In deep shade, the leaves are extended on longer leaf stems. This is a species found on the forest floor of Malaysia and Thailand. In South Florida, it seems best suited in containers. It requires well-drained acidic soil and ample water. This little beauty does not appreciate the lower humidity of our dry season. It does make for a delightful conversation piece as a little container plant.

Among other split leaf species that are finding their way into gardens are *Licuala naumanii*, *L. platy-dactyla*, and *L. parviflora*. All are solitary trunked species with *L. naumanii* seemingly the fastest growing as well as being the tallest palm. The other two hail from Papua, New Guinea and tend to be slower growing and shorter at maturity. They all prefer acidic soils, but are being tried out in the alkaline soils of South Florida to see how they adapt. I believe all show great promise as landscape plants.

More species are showing up in cultivation every year, and while not all will be widely adapted to landscapes everywhere, some will undoubtedly become excellent additions to gardens. After all, it is the goal of every palmmut to discover a new *Licuala* or other palm species that grows well in his or her landscape. It is part of what makes growing plants an enjoyable and rewarding experience.

(561) 586-2332



LAKE OSBORNE ANIMAL CLINIC

JOHN T. LYNCH, D.V.M.

1502 Lake Osborne Dr.
Lake Worth, FL 33461

UPCOMING MEETINGS

GENERAL MEETING

Date: Wednesday, October 7, 2009
Time 7:30 p.m.
Location Mounts Botanical Garden
Subject: Video Presentation: Madagascar Palms, Part II
Speaker: Jeff Marcus, Owner of Floribunda Palms & Exotics

EXECUTIVE BOARD MEETING

Date: Wednesday, October 28, 2009
Time: 7:00 p.m.
Location: Ruth Sallenbach's Home
6285 S. Military Trail, Lake Worth
(561) 965-5430

UPCOMING EVENTS

South Florida Palm Society Garden Tour MOVED TO OCTOBER 24, 2009

The tour includes visits to Action Theory Nursery, the Tropical Education Research Center, John DeMott's garden, and a tour of RF Orchids. There is no cost to members but non-members must pay \$10. A box lunch will be served. For more information or to make your reservation, call Jeff Chait at (305) 934-2839.

PALMS OF MADAGASCAR

At the September 2, 2009, general meeting, we were treated to a video presentation by Jeff Marcus. Part II will be presented at the October 7 general meeting at Mounts. If you were unable to get out to see this presentation, you may view the presentation on-line by going to:

http://www.palmpedia.net/wiki/index.php/HAWAII_ISLAND_PALM_SOCIETY#JEFF_MARCUS_MADAGASCAR_PRESENTATION_-_April_3.2C_2009

LOGO CONTEST WINNER

At the September 2, 2009, general meeting, Susan Cioci, who designed the Licuala logo now used by the Palm Society, was awarded *Palms of Southern Asia* by Andrew Henderson.

We extend our sincerest thanks to Susan for taking the time to use her artistic talents to design an extremely unique logo design for the Palm Beach Palm and Cycad Society.

Winner of the August 5th Name Drawing Prize
was **Patt Lindsey**
who was present. She received a Palm Society hat.

HOW MANY PEOPLE DOES IT TAKE TO REPOT A CYCAD?

To see, go to:

<http://www.youtube.com/watch?v=S4Vo3O05tjM>

Or go to:

http://photos.cleveland.com/plain-dealer/2009/07/eye_on_the_world_thursday_july_35.html





This Month's "Thank You"

General Membership Meeting Refreshments

Jeff Hutchinson	Kitty Philips
Ruthie Lynch	Tom Ramiccio
Maryann Marino	

Plant Donations

Betty Ahlborn	Mike Harris
Bill DeBoe	Dale Holton
Jack Dewey	

PLACE YOUR
Business Card Ad, FOR SALE Ad or Discount Coupon
\$5 PER MONTH
OR \$60 PER YEAR

E-mail your ad or any photograph or information you would like included to beck4212@aol.com.
 Send your check payable to the
 Palm Beach Palm & Cycad Society to:
 Palm Beach Palm
 & Cycad Society
 c/o Brenda Beck
 P.O. Box 21-2228
 Royal Palm Beach, FL 33421
 (Check must be received prior to print.)

Fossil of Entire Cycad from Late Triassic of China Discovered by Brenda Beck

The Chinese Science Bulletin Springer recently reported the find of a cycad fossil preserved intact on a sandstone slab. The plant is 2.91 feet long and has connected leaves, pollen organ, pinnae and stem. Analysis of this fossil indicates that the cycad is closely related to *Zamiaceae* in *Cycadales*.

The discovery of a fossil that demonstrates whole plant morphology is extremely rare and this find will provide scientists with additional information regarding cycad evolution.

Study of this fossil will also assist with understanding environmental changes. The fossil was found at Yangcaogou Village, Changheying, Beipiao, Liaoning which indicates that the temperature there was relatively warm and humid at one time and has changed significantly over the past 200 million years.

If you would like to see a photograph of the fossil or obtain additional information, you can go to:

<http://chinleana.blogspot.com/2009/09/discovery-of-entire-fossil-cycad-from.html>
 or go to

<http://www.springerlink.com/content/vx2770j380782213/>

Do you have a *A Kentiopsis*, *Syagrus sancona*, or *Normania normanbii* growing in your garden?

We will be featuring these palms in future publications. If you have any of these palms growing in your garden, we hope that you will e-mail us a photograph. If you would like to include your growing experience with these palms in your e-mail, we can incorporate your information into our article.

Please e-mail your photograph and any information to beck4212@aol.com



Kentiopsis oliviformis



Syagrus sancona



Normania normanbii



Licuala distans growing in Jeff Marcus' garden in Hawaii in 2004

Photograph by Paul Craft



UNCOMMON *LICUALAS* THAT GROW WELL IN PALM BEACH COUNTY

Licuala naumanii growing in the Beck garden in 2009


Photograph by Charlie Beck



Licuala glabra growing in the Beck garden in 2009

Photograph by Charlie Beck

Palm Beach Palm & Cycad Society
 P.O. Box 21-2228
 Royal Palm Beach, FL 33421



Licuala lauterbachii